

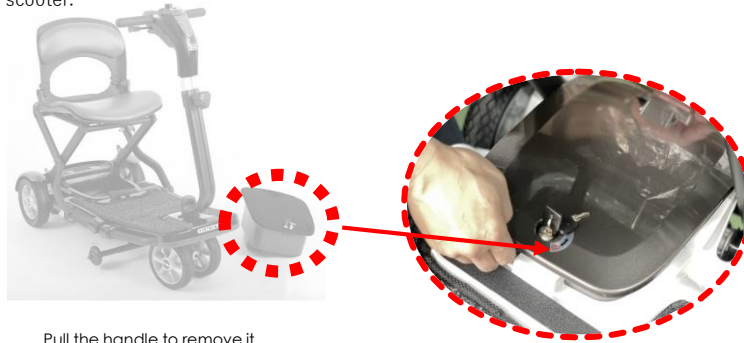
## S19P/S19PF How to Operate – Manual Folding Function

### Installation and removal of the battery box

Unlock the battery box with the key and remove it from the scooter.




Key Position



Pull the handle to remove it.

### Charger

Charging port (open by the cover)



\*The battery can be removed from the scooter and charged at home.


## S19P/S19PF How to Operate – Automatic Folding Function

### Unfold the scooter

**1** Tip the scooter as shown in below.



**2** Press the red pedal for about 3 seconds, and the scooter will automatically unfold.



**3** Please wait until the scooter has come to a complete stop to ensure safety.




### Fold the scooter

**1** Fold down the backrest



**2** Press the red pedal for about 3 seconds, and the scooter will automatically fold.



**3** You can move it upright by lifting the steering.



\*The automatic scooter is an upgraded model and is available as an option.  
\*Four-wheel scooter upgrade (optional).